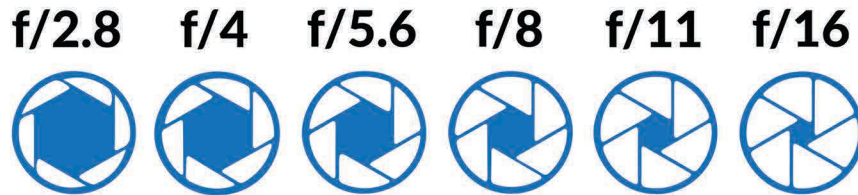


APERTURE

Aperture controls the amount of light that hits the film or sensor plane. Aperture blades can be opened or closed to increase or reduce the amount of light. F/2.8 will let in more light than F/22, for example. The aperture also directly affects your scene's depth of field.



MORE

LESS

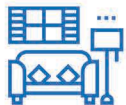
DEPTH OF FIELD

SHALLOW

DEEP



How To Use



f/1.4

- Bokeh
- Low Light



f/2.8-f/5.6

- Portrait
- Sports



f/8-f/16

- Landscape

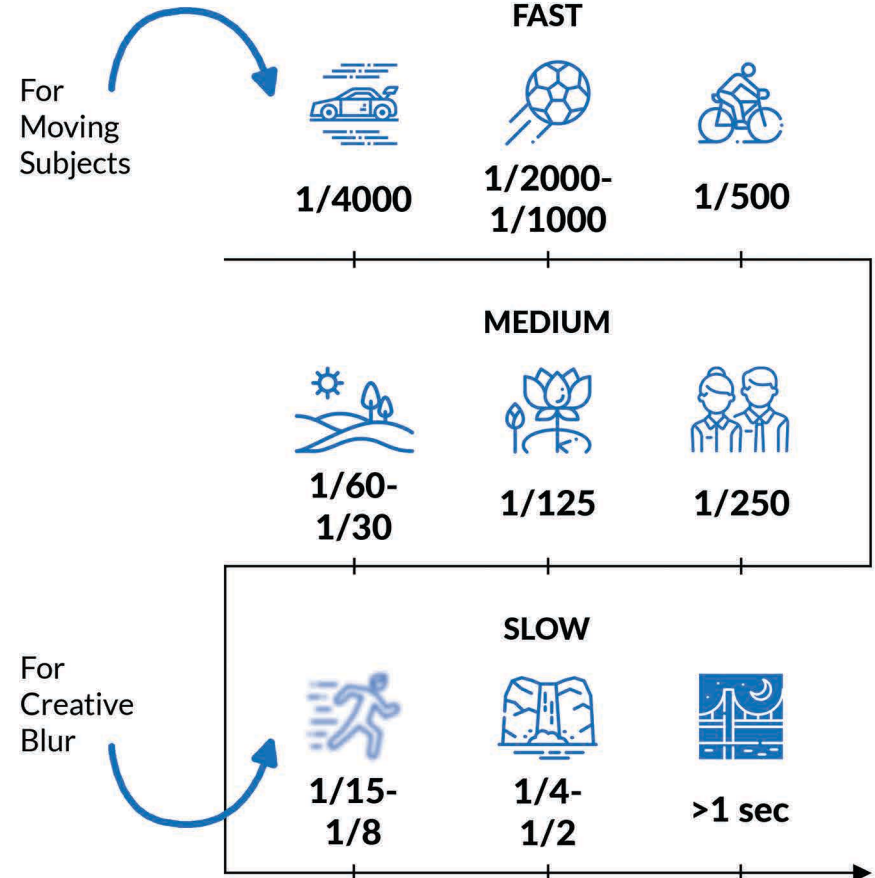


f/16-f/32


- Long exposure

SHUTTER SPEED

Shutter speed is the length of time your camera spends capturing an exposure. The longer the exposure, the more light your camera will capture. Keep in mind that motion blur can occur in longer exposures.



Blur Factor



1/4000

1/2000

1/500

1/125

1/60

1/30